



# SKIP

12V MINI PENDANTS

location:  
**DRY**

## SPECIFICATIONS:

### DESCRIPTION

Low voltage mini pendant with concrete shade.

### LAMPING

**LED:** 9W Replaceable 12V LED MR16, dimmable, 80+ CRI, 3000°K CCT, 525 lumens, 25,000 hours. Lamp included. Dimmable with ELV Dimmer (not included).

### DIFFUSER

Shade shall be made of concrete in various finishes. 4" L x 4" W x 6" H

### CORD

Standard cord is 10' field-adjustable coaxial type with teflon jacket and decorative sleeve at the socketholder. Jacket tint coordinates with metal finish. Cords also available in 15' lengths.

### STANDARD PENDANT (1XC, 1XT, X)

Mini pendant comes complete with either dome-style or flat-style canopy. See next page for multi light options with "X" prefix.

### QUICK-CONNECT OPTION (XP, RXP)

Quick-Connect Jack is compatible with Besa Rail Adapter.

### METAL FINISH

Glass retainer hardware, sleeve and Quick-Connect Jack and/or canopies are finished in either Black, Bronze or Satin Nickel.

### MOUNTING

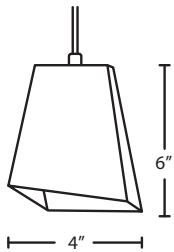
Installs directly to a 4" octagonal ceiling box. Suitable for sloped ceilings.

### LABELS

UL or ETL Listed. Suitable for Dry Locations (interior use only).



WHITE (SKIPWH) & TAN (SKIPTN) WITH BLACK FINISH



SKIPNA  
NATURAL



**Project Information:**

**For ordering information, see next page**

All dimensions provided are nominal.  
Allowance must be made for dimensional tolerance in handcrafted glasses.

**REV 9/24**



### ORDERING:

CONNECTION	SHADE OPTIONS	LAMP OPTIONS	METAL FINISH	OPTIONS
Quick-Connect	SKIPNA Natural	LED 9W LED	BK Black	L 15' cord
XP Jack Only	SKIPTN Tan		BR Bronze	277 277V
RXP Rail-Ready	SKIPWH White		SN Satin Nickel	DIM010 0-10V Dimming

Pendant Fixtures

- 1XC Dome Canopy
- 1XT Flat Canopy

Multi light

- X For Multi light Canopy

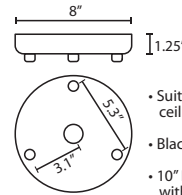


Multilight Canopies Available, see options on right.

**Ex. 1XT-SKIPWH-LED-SN**  
Skip Pendant, White, Satin Nickel Finish

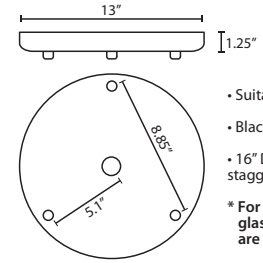
### MULTIPOINT CANOPY OPTIONS FOR CORD PENDANTS

#### T23X 3 LIGHT ROUND CANOPY



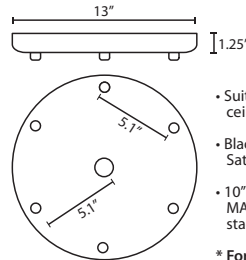
- Suitable for sloped ceilings
- Black, Bronze or Satin Nickel
- 10" Dia. shades MAX, with staggered heights
- \* For larger diameter glasses, Skyhooks are required for spacing

#### T23XL 3 LIGHT LARGE ROUND CANOPY



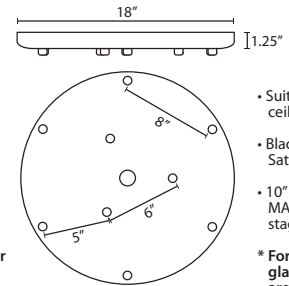
- Suitable for sloped ceilings
- Black, Bronze or Satin Nickel
- 16" Dia. shades MAX, with staggered heights
- \* For larger diameter glasses, Skyhooks are required for spacing

#### T26X 6 LIGHT ROUND CANOPY



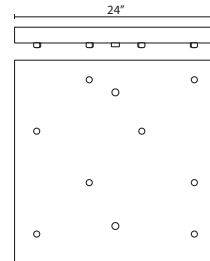
- Suitable for sloped ceilings
- Black, Bronze or Satin Nickel
- 10" Dia. shades MAX, with staggered heights
- \* For larger diameter glasses, Skyhooks are required for spacing

#### T29X 9 LIGHT ROUND CANOPY



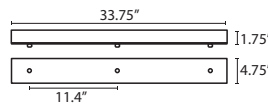
- Suitable for sloped ceilings
- Black, Bronze or Satin Nickel
- 10" Dia. shades MAX, with staggered heights
- \* For larger diameter glasses, Skyhooks are required for spacing

#### T28S 8 LIGHT SQUARE CANOPY



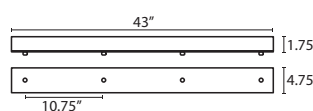
- Suitable for sloped ceilings
- Black, Bronze or Satin Nickel
- 20" Dia. shades MAX, with staggered heights
- \* For larger diameter glasses, Skyhooks are required for spacing

#### T23V 3 LIGHT BAR CANOPY



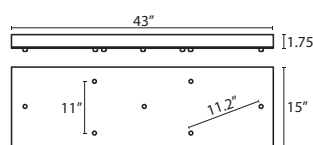
- Suitable for sloped ceilings
- Black, Bronze or Satin Nickel
- 20" Dia. shades MAX, with staggered heights
- \* For larger diameter glasses, Skyhooks are required for spacing

#### T24V 4 LIGHT BAR CANOPY



- Suitable for sloped ceilings
- Black, Bronze or Satin Nickel
- 20" Dia. shades MAX, with staggered heights
- \* For larger diameter glasses, Skyhooks are required for spacing

#### T27V 7 LIGHT BAR CANOPY



- Suitable for sloped ceilings
- Black, Bronze or Satin Nickel
- 20" Dia. shades MAX, with staggered heights
- \* For larger diameter glasses, Skyhooks are required for spacing

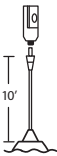
### QUICK-CONNECT OPTIONS:

#### XP PENDANT ELEMENT ONLY



- Pendant Shade and Cord/Socket Set
- 10' Field-adjustable braided coaxial-type cord with a teflon jacket (clear or bronze tint coordinates with metal finish)
- Quick-Connect Jack provided
- Compatible with Besa Canopies and Rail Adapter
- Black, Bronze or Satin Nickel metal finishes

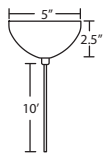
#### RXP PENDANT + RAIL ADAPTER



- READY FOR RAIL**
- Pendant Shade and Cord/Socket Set, plus Rail Adapter
- 10' Field-adjustable braided coaxial-type cord with a teflon jacket (clear or bronze tint coordinates with metal finish)
- Quick-Connect Jack provided
- Compatible with Besa Monorail System
- Black, Bronze or Satin Nickel metal finishes

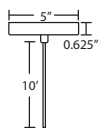
### FIXED PENDANT OPTIONS:

#### 1XC 1 LIGHT PENDANT, DOME CANOPY



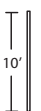
- NO CORD CUTTING REQUIRED**
- Suitable for use on sloped ceilings
- 1x electronic 60W dimmable 120V transformer
- Installs to standard 4" octagonal junction box
- Black, Bronze or Satin Nickel metal finishes

#### 1XT 1 LIGHT PENDANT, FLAT CANOPY



- Suitable for use on sloped ceilings
- 1x electronic 60W dimmable 120V transformer, fits partially in junction box
- Installs to standard 4" octagonal junction box
- Black, Bronze or Satin Nickel metal finishes

#### X 1 LIGHT PENDANT FOR MULTIPOINT CANOPIES



- Suitable for use on sloped ceilings
- 1x electronic 60W dimmable 120V transformer, fits partially in junction box
- Installs to standard 4" octagonal junction box
- Black, Bronze or Satin Nickel metal finishes

### ADDITIONAL OPTIONS:

**277V:**  
For 277V option, add an "277" to the end of the item number, i.e. 1XT-174352-SN-277.

**0-10V Dimming:**  
For 0-10V Dimming option, add an "DIM010" to the end of the item number, i.e. 1XT-174352-SN-DIM010.

**15ft. CORD LENGTH:**  
For longer 15' cord, add an "L" to the end of the item number, i.e. 1XT-174352-SNL.

### HOW TO ORDER A MULTILIGHT FIXTURE

Order your canopy with the selected 12V multi light pendants (indicated by "X" prefix) for the complete fixture:

**Example: 1x T23XL-LED-SN (3 Light Large Round LED Canopy)**

**1x X-SKIPNA-LED-SN (Skip LED Pendant in Natural)**

**1x X-SKIPWH-LED-SN (Skip LED Pendant in White)**

**1x X-SKIPNA-LED-SN (Skip LED Pendant in Natural)**