



# DIVI

## 12V MINI PENDANTS

location:  
**DRY**

### SPECIFICATIONS:

#### DESCRIPTION

Low voltage mini pendant with handcrafted glass shade or metal shade.

#### LAMPING

**Standard:** 50W Shielded Flood MR16 12V Bi-Pin lamp, lamp included.  
Suitable for use in an open fixture. Dimmable with ELV Dimmer.

**LED:** 9W Replaceable 12V LED, dimmable, 90++ CRI, 3000°K CCT, 670 lumens, 25,000 hours. Dimmable with ELV Dimmer.

#### DIFFUSER

Shade shall be handcrafted glass or metal of various decors.  
3.375" Dia. and 2.625" H

**Opening sizes:** 24mm.

#### CORD

Standard cord is 10' field-adjustable coaxial type with teflon jacket and decorative sleeve at the socketholder. Jacket tint coordinates with metal finish.  
Cords also available in 15' lengths.

#### STANDARD PENDANT (1XC, 1XT, X)

Mini pendant comes complete with either dome-style or flat-style canopy. See next page for multi light options with "X" prefix.

#### QUICK-CONNECT OPTION (XP, RXP)

Quick-Connect Jack is compatible with Besa Rail Adapter.

#### METAL FINISH

Glass retainer hardware, sleeve and Quick-Connect Jack and/or canopies are finished in either Black, Bronze or Satin Nickel.

#### MOUNTING

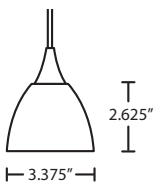
Installs directly to a 4" octagonal ceiling box. Suitable for sloped ceilings.

#### LABELS

UL or ETL Listed. Suitable for Dry Locations (interior use only).



DIVI IN METAL BRONZE (1858MN) & METAL NICKEL (1858MN)



1858SF  
SILVER FOIL



1858CF  
COPPER FOIL



1858GF  
GOLD FOIL



#### Project Information:

**For ordering information, see next page**

All dimensions provided are nominal.  
Allowance must be made for dimensional tolerance in handcrafted glasses.

REV 8/22



ORDERING:

CONNECTION	SHADE OPTIONS	LAMP OPTIONS	METAL FINISH	OPTIONS
Quick-Connect	<b>1758CF</b> Copper Foil	(blank) 50W Hal	<b>BK</b> Black	<b>L</b> 15' cord
<b>XP</b> Jack Only	<b>1758GF</b> Gold Foil	<b>LED</b> 9W LED	<b>BR</b> Bronze	<b>277</b> 277V
<b>RXP</b> Rail-Ready	<b>1758SF</b> Silver Foil		<b>SN</b> Satin Nickel	<b>DIM010</b> 0-10V Dimming
Pendant Fixtures	<b>1858MB</b> Metal Bronze			
<b>1XC</b> Dome Canopy	<b>1858MN</b> Metal Satin Nickel			
<b>1XT</b> Flat Canopy				

Ex. **1XT-1758GF-SN**  
Divi Mini Pendant w/ Gold Foil Shade, Satin Nickel Finish

Multi light

**X** For Multi light Canopy



Multilight Canopies Available, see options on right.

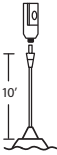
QUICK-CONNECT OPTIONS:

XP PENDANT ELEMENT ONLY



- Pendant Shade and Cord/Socket Set
- 10' Field-adjustable braided coaxial-type cord with a teflon jacket (clear or bronze tint coordinates with metal finish)
- Quick-Connect Jack provided
- Compatible with Besa Canopies and Rail Adapter
- Black, Bronze or Satin Nickel metal finishes

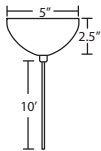
RXP PENDANT + RAIL ADAPTER



- READY FOR RAIL**
- Pendant Shade and Cord/Socket Set, plus Rail Adapter
  - 10' Field-adjustable braided coaxial-type cord with a teflon jacket (clear or bronze tint coordinates with metal finish)
  - Quick-Connect Jack provided
  - Compatible with Besa Monorail System
  - Black, Bronze or Satin Nickel metal finishes

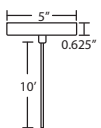
FIXED PENDANT OPTIONS:

1XC 1 LIGHT PENDANT, DOME CANOPY




- NO CORD CUTTING REQUIRED**
- Suitable for use on sloped ceilings
  - 1x electronic 60W dimmable 120V transformer
  - Installs to standard 4" octagonal junction box
  - Black, Bronze or Satin Nickel metal finishes

1XT 1 LIGHT PENDANT, FLAT CANOPY



- Suitable for use on sloped ceilings
- 1x electronic 60W dimmable 120V transformer, fits partially in junction box
- Installs to standard 4" octagonal junction box
- Black, Bronze or Satin Nickel metal finishes

X 1 LIGHT PENDANT FOR MULTIPOINT CANOPIES



- Suitable for use on sloped ceilings
- 1x electronic 60W dimmable 120V transformer, fits partially in junction box
- Installs to standard 4" octagonal junction box
- Black, Bronze or Satin Nickel metal finishes

ADDITIONAL OPTIONS:

277V:

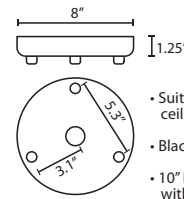
For 277V option, add an "277" to the end of the item number, i.e. 1XT-174352-SN-277.

0-10V Dimming:

For 0-10V Dimming option, add an "DIM010" to the end of the item number, i.e. 1XT-174352-SN-DIM010.

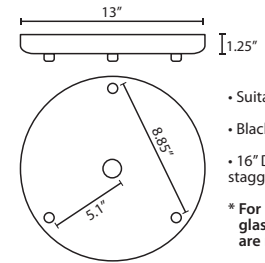
MULTIPOINT CANOPY OPTIONS:

T23X 3 LIGHT ROUND CANOPY



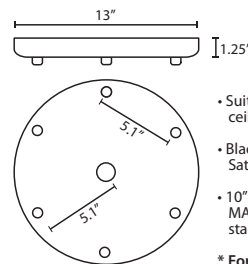
- Suitable for sloped ceilings
- Black, Bronze or Satin Nickel
- 10" Dia. shades MAX, with staggered heights
- \* For larger diameter glasses, Skyhooks are required for spacing

T23XL 3 LIGHT LARGE ROUND CANOPY



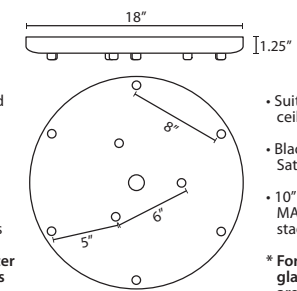
- Suitable for sloped ceilings
- Black, Bronze or Satin Nickel
- 16" Dia. shades MAX, with staggered heights
- \* For larger diameter glasses, Skyhooks are required for spacing

T26X 6 LIGHT ROUND CANOPY



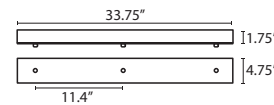
- Suitable for sloped ceilings
- Black, Bronze or Satin Nickel
- 10" Dia. shades MAX, with staggered heights
- \* For larger diameter glasses, Skyhooks are required for spacing

T29X 9 LIGHT ROUND CANOPY



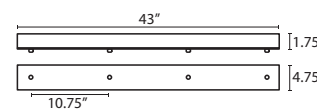
- Suitable for sloped ceilings
- Black, Bronze or Satin Nickel
- 10" Dia. shades MAX, with staggered heights
- \* For larger diameter glasses, Skyhooks are required for spacing

T23V 3 LIGHT BAR CANOPY



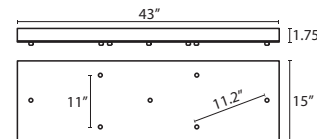
- Suitable for sloped ceilings
- Black, Bronze or Satin Nickel
- 20" Dia. shades MAX, with staggered heights
- \* For larger diameter glasses, Skyhook are required for spacing

T24V 4 LIGHT BAR CANOPY



- Suitable for sloped ceilings
- Black, Bronze or Satin Nickel
- 20" Dia. shades MAX, with staggered heights
- \* For larger diameter glasses, Skyhook are required for spacing

T27V 7 LIGHT BAR CANOPY



- Suitable for sloped ceilings
- Black, Bronze or Satin Nickel
- 20" Dia. shades MAX, with staggered heights
- \* For larger diameter glasses, Skyhook are required for spacing

HOW TO ORDER A MULTILIGHT FIXTURE

Order your canopy with the selected 12V multi light pendants (indicated by "X" prefix) for the complete fixture:

Example: **1x T23XL-SN** (3 Light Large Round Canopy)

**1x X-1758GF-SN** (Divi Pendant in Gold Foil)

**1x X-1758SF-SN** (Divi Pendant in Silver Foil)

**1x X-1758CF-SN** (Divi Pendant in Copper Foil)

CORD LENGTH OPTIONS:

15Ft. CORD LENGTH:

For longer 15' cord, add an "L" to the end of the item number, i.e. 1XT-174352-SNL.