



# SPIRA 10

FLUSH MOUNT



location:  
**DAMP**

## SPECIFICATIONS:

### DESCRIPTION

Flush-mounted ceiling or **ADA-compliant** wall fixture, featuring a low profile transcolor glass shade diffuser with radiused frost lines.

### LAMPING

**LED:** 10W LED source, 120V, 90+ CRI, 3000°K CCT, 865 lumens, 30,000 hours, included.

### DIFFUSER

Handcrafted glass diffuser with frosted pattern in various decors. 9.75" Dia. x 2.25" H

### CONSTRUCTION

Stamped aluminum fitter in powder coated white finish.

### MOUNTING

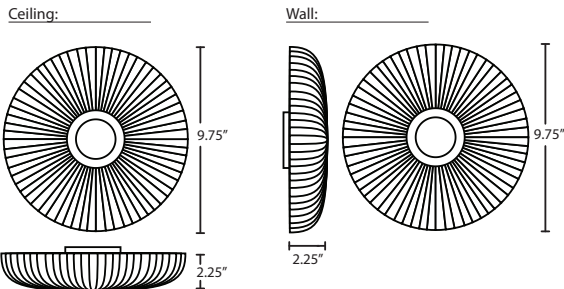
Installs directly to a 4" octagonal outlet box, centered on fixture.

### LABELS

UL or ETL Listed. Suitable for Damp Locations (interior use only).





CLEAR (SPIRA10CLC)



SPIRA10BLC  
CORAL BLUE

SPIRA10SMC  
SMOKE



\*Can be used as ADA-compliant wall sconce as shown above

**Project Information:**

## ORDERING:

FIXTURE	LAMP OPTIONS	METAL FINISH
SPIRA10BLC Coral Blue	LED 10W LED	BK Black
SPIRA10SMC Smoke		BR Bronze
SPIRA10CLC Clear		SN Satin Nickel

**Ex. SPIRA10CLC-LED-BK**  
Spira Flush Mount, Clear Shade,  
White Finish

All dimensions provided are nominal.  
Allowance must be made for dimensional tolerance in handcrafted glasses.