



## SWIRL

SWING ARMS WALL

location:  
**DAMP**

### SPECIFICATIONS:

#### DESCRIPTION

Low Voltage swing-arm luminaire with handcrafted glass shade. Employs a Class 2 electronic low-voltage transformer and integrated full-range rotary dimmer.

#### LAMPING

50W Low pressure 12V halogen GY6.35 Bi-Pin lamp, included. Suitable for use in an open fixture.

#### DIFFUSER

Shade shall be handcrafted glass of Dicro Swirl decor. Diameter of 5.5" and height of 2.5"

#### CONSTRUCTION

Fixture utilizes solid brass construction, with decorative metal finish.

**1WU:** Arm rotates 155° and pivots at center, while lamp head rotates and pivots 90°. 8mm dia. tubing rotates on two-piece clamshell swivel.

**1WW:** Arm rotates 130° and raises/lowers. Lamp holder pivots. Two parallel 8mm arced tubes raise and lower on canopy pivot.

#### METAL FINISH

Fixture shall be finished in Satin Nickel.

#### MOUNTING

Installs directly to a 4" octagonal outlet box.

#### LABELS

UL or ETL Listed. Suitable for Damp Locations (interior use only).



KONA SWING ARM SHOWN IN "WU" DICRO SWIRL (1WU-550493-SN) IN SATIN NICKEL FINISH & "WW" DICRO SWIRL (1WW-550493-SN)

**For ordering information, see next page**

All dimensions provided are nominal.  
Allowance must be made for dimensional tolerance in handcrafted glasses.

REV 2/21



**ORDERING:**

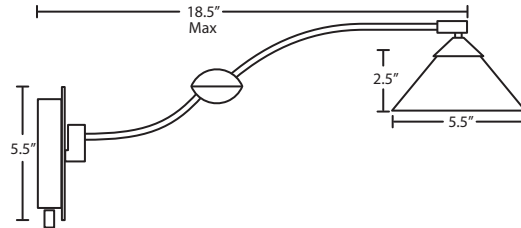
FIXTURE	GLASS OPTIONS	METAL FINISH
1WU Swing arm	550493 Dicro Swirl	BR Bronze
1WW Swing arm		SN Satin Nickel

**Ex. 1WW-550493-SN**

Kona Swing Arm Fixture w/ Dicro Swirl Glass, Satin Nickel Finish

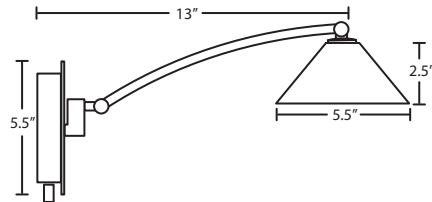
**1WU Series 1 Lt. Double Swing-Arm Fixture**

Arm rotates 155° and pivots at center, Lamp head rotates & pivots

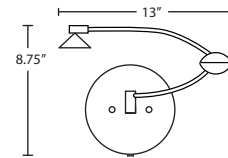


**1WW Series 1 Lt. Single Swing-Arm Fixture**

Arm rotates 130° and raises/lowers, Lamp head pivots



**1WU Extra Dimensional Information**



**Project Information:**