



# DOMI

SWING ARMS WALL

location:  
**DAMP**

## SPECIFICATIONS:

### DESCRIPTION

Low Voltage swing-arm luminaire with handcrafted glass shade. Employs a Class 2 electronic low-voltage transformer and integrated full-range rotary dimmer.

### LAMPING

50W Low pressure 12V halogen GY6.35 Bi-Pin Lamp, included. Suitable for use in an open fixture.

### DIFFUSER

Shade shall be handcrafted glass of various decors. Diameter of 5.0" and height of 2.875"

### CONSTRUCTION

Fixture utilizes solid brass construction, with decorative metal finish.

**1WU:** Arm rotates 155° and pivots at center, while lamp head rotates and pivots 90°. 8mm dia. tubing rotates on two-piece clamshell swivel.

**1WW:** Arm rotates 130° and raises/lowers. Lamp holder pivots. Two parallel 8mm arced tubes raise and lower on canopy pivot.

### METAL FINISH

Fixture shall be finished in Satin Nickel.

### MOUNTING

Installs directly to a 4" octagonal outlet box.

### LABELS

UL or ETL Listed. Suitable for Damp Locations (interior use only).



DOMI SWING ARM SHOWN IN "WU" WHITE (1WU-174307-SN) & "WW" SOLARE (1WW-1743SL-SN) IN SATIN NICKEL FINISH

174352  
MARBLE



174383  
MOCHA



1743KR  
CHALK



1743OK  
OAK



1743CH  
CHERRY



1743TN  
TITAN



**For ordering information, see next page**

All dimensions provided are nominal. Allowance must be made for dimensional tolerance in handcrafted glasses.

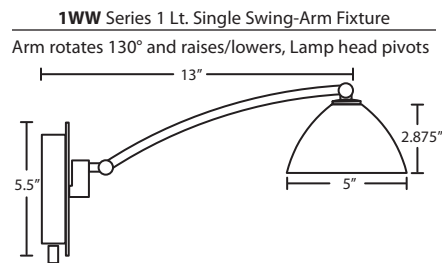
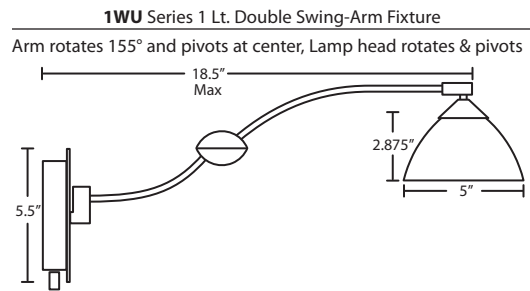
REV 2/21



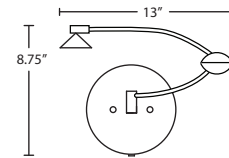
**ORDERING:**

FIXTURE	GLASS OPTIONS	METAL FINISH
1WU Swing arm	174307 White	SN Satin Nickel
1WW Swing arm	174352 Marble	
	174383 Mocha	
	1743CH Cherry	
	1743KR Chalk	
	17430K Oak	
	1743SL Solare	
	1743TN Titan	

**Ex. 1WW-174307-SN**  
Domi Swing Arm Fixture w/ White Glass,  
Satin Nickel Finish



**1WU Extra Dimensional Information**



**Project Information:**