



TAO 10

120V PENDANTS

SPECIFICATIONS:

DESCRIPTION

The Tao 10 pendant features a softly radiused European glass, that will gracefully blend into almost any decorating theme.

LAMPING

Standard: 100W A19 120V incandescent, lamp not included. Dimmable with standard incandescent dimmer (not included).

LED: 9W Replaceable source, 120V, dimmable, 90+ CRI, 3000°K CCT, 800 lumens, 30,000 hours. Lamp included. (Additional Color Temperatures available, including 3500°K and 4000°K)

DIFFUSER

Shade shall be handcrafted glass of various decors. 5.125" Dia. x 10.75" H

Opening sizes: 58mm min. (top), 119mm min. (bottom), 3x7mm holes.

SUSPENSION

Cord-hung: 10' SVT-type cord, complete with 5" decorative sleeve at the socketholder. Jacket coordinates with metal finish. Plated stamped steel construction. Black, Bronze or Satin Nickel. See next page for mult light options.

Cable-hung: 1x 10' aircraft-quality stainless steel cable support with 10' AWM-type cord. Jacket coordinates with metal finish. 5" Dia. dome canopy is plated stamped steel. Black, Bronze or Satin Nickel.

Stem-mount: Includes 4 connectable stem sections (3", 6", 12" and 18" lengths) plus telescoping piece for up to 3" adjustment, 10' max. 5" Dia. canopy (with swivel) and stem sections are plated steel. Black, Bronze or Satin Nickel.

*Additional Stem Sections can be ordered under accessories.

MOUNTING

Installs directly to a 4" octagonal ceiling box. Suitable for sloped ceilings.


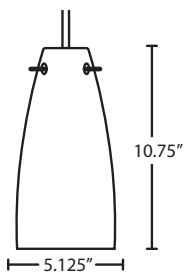
LABELS

UL or ETL Listed. Suitable for Damp Locations (interior use only).

Consult factory concerning lower wattage labeling for energy requirements.



TAO 10 IN OPAL MATTE (151207) & CHALK (1512KR) WITH BLACK CORDSET



Project Information:

For ordering information, see next page

All dimensions provided are nominal. Allowance must be made for dimensional tolerance in handcrafted glasses.

REV 7/22

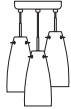


ORDERING:

CONNECTION	SHADE OPTIONS	LAMP OPTIONS	METAL FINISH	OPTIONS
Cord Fixture	151207 Opal Matte	(blank) 100W A19 Incan	BK Black	L 15' cord
1JC 1 Lt. Dome	1512CH Cherry	LED* 9W LED 120V, dimmable	BR Bronze	LW Low wattage labeling
1JT 1 Lt. Flat	1512KR Chalk		SN Satin Nickel	
	1512OK Oak			
Cable Fixture	1512TN Titan	*CCT options available (contact factory)		
1KX 1 Lt. Dome				

Stem Fixture
1TT 1 Lt. Flat

Multi light Cord Fixture
J For Multi light Canopy

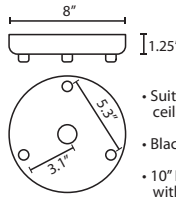


Multilight Canopies Available, see page 11

Ex. 1JT-1512OK-SN
Tao 10 Pendant w/ Oak Glass,
Satin Nickel Finish, Flat Canopy

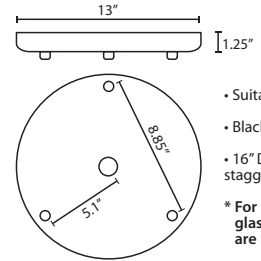
MULTIPOINT CANOPY OPTIONS FOR CORD PENDANTS

T33X 3 LIGHT ROUND CANOPY



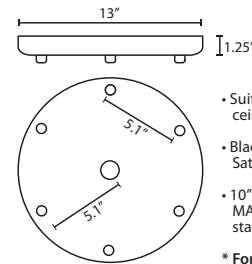
- Suitable for sloped ceilings
- Black, Bronze or Satin Nickel
- 10" Dia. shades MAX, with staggered heights
- * For larger diameter glasses, Stemhooks are required for spacing

T33XL 3 LIGHT LARGE ROUND CANOPY



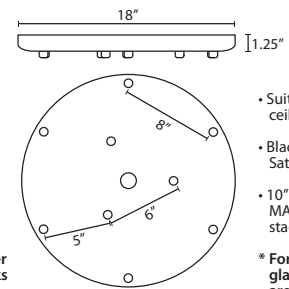
- Suitable for sloped ceilings
- Black, Bronze or Satin Nickel
- 16" Dia. shades MAX, with staggered heights
- * For larger diameter glasses, Stemhooks are required for spacing

T36X 6 LIGHT ROUND CANOPY



- Suitable for sloped ceilings
- Black, Bronze or Satin Nickel
- 10" Dia. shades MAX, with staggered heights
- * For larger diameter glasses, Stemhooks are required for spacing

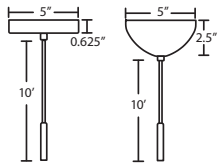
T39X 9 LIGHT ROUND CANOPY



- Suitable for sloped ceilings
- Black, Bronze or Satin Nickel
- 10" Dia. shades MAX, with staggered heights
- * For larger diameter glasses, Stemhooks are required for spacing

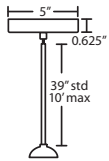
PENDANT OPTIONS:

1JT / 1JC / J CORD-HUNG PENDANT



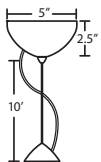
- Flat (1JT) or Dome (1JC) Canopy styles. Dome style allows adjustment without cutting cord.
- "J" option is pendant less canopy for multipoint canopy (options to the right)
- Suitable for sloped ceilings
- Cord: 10' SVT, 5" sleeve at socketholder
- Also available in 15'
- Black, Bronze or Satin Nickel
- Cord Sleeves are available in 18" lengths

1TT STEM PENDANT



- Swivel at canopy, suitable for sloped ceilings
- Includes telescoping section plus 4 connectable stem sections, (1x 3', 1x 6', 1x 12', 1x 18'), 10' max
- Black, Bronze or Satin Nickel
- Additional Stem Sections can be ordered under Accessories

1KX CABLE-HUNG PENDANT



- 1x 10' aircraft-quality stainless steel cable
- Suitable for sloped ceilings
- 1x lampholder
- Cord: 10' AWM-type provided
- Also available in 15'
- Black, Bronze or Satin Nickel

ACCESSORIES:

ADDITIONAL STEM SECTIONS:

Additional connecting stems are available to increase overall length of a Stem Pendant, up to 10' max. Telescoping adjustable section allows up to 3" movement.

T20A-SN, BK or BR	Adj. Section
T203-SN, BK or BR	3" Section
T206-SN, BK or BR	6" Section
T212-SN, BK or BR	12" Section
T218-SN, BK or BR	18" Section

LONGER CORD LENGTHS:

Longer cord length of 15' available. Add an "L" to the end of the item number, i.e. 1JC-169707-SN-L.

LOW WATTAGE LABELING:

Incandescent fixture supplied with 16 watt relamp label. Add an "LW" to the end of the item number, i.e. 1JC-169707-SN-LW.

CORD SLEEVES:

If concealing the cord is desired on a Cord-hung Pendant, order our 0.25" dia. metal sleeves. Each sleeve is 18" long and may be field cut.

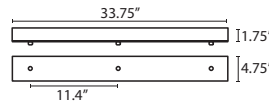
T118-BK	Black
T118-BR	Bronze
T118-SN	Satin Nickel

STEMHOOKS:

Suspension hooks allow cord drops to be placed wherever desired. Suitable for sloped ceilings or for greater multilight spacing

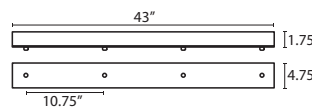
T103BK	Black
T103BR	Bronze
T103SN	Satin Nickel

T33V 3 LIGHT BAR CANOPY



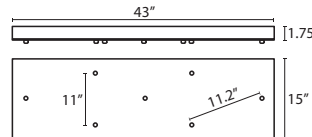
- Suitable for sloped ceilings
- Black, Bronze or Satin Nickel
- 20" Dia. shades MAX, with staggered heights
- * For larger diameter glasses, Stemhooks are required for spacing

T34V 4 LIGHT BAR CANOPY



- Suitable for sloped ceilings
- Black, Bronze or Satin Nickel
- 20" Dia. shades MAX, with staggered heights
- * For larger diameter glasses, Stemhooks are required for spacing

T37V 7 LIGHT BAR CANOPY



- Suitable for sloped ceilings
- Black, Bronze or Satin Nickel
- 20" Dia. shades MAX, with staggered heights
- * For larger diameter glasses, Stemhooks are required for spacing

HOW TO ORDER A MULTILIGHT FIXTURE

Order your canopy with the selected 120V multi light pendants (indicated by "B" or "J" prefix) for the complete fixture:

Example: 1x T33X-SN (3 Light Round Canopy)

- 1x J-1512CH-SN (Tao 10 Pendant in Cherry)
- 1x J-1512KR-SN (Tao 10 Pendant in Chalk)
- 1x J-1512OK-SN (Tao 10 Pendant in Oak)