



# PALLA 5

12V MINI PENDANTS

location:  
**DRY**

## SPECIFICATIONS:

### DESCRIPTION

Low voltage mini pendant with handcrafted glass.

### LAMPING

**Standard:** 50W Low pressure halogen GY6.35 12V Bi-Pin lamp, lamp included. Suitable for use in an open fixture. Dimmable with ELV Dimmer.

**LED:** 5W Replaceable 12V LED, dimmable, 90+ CRI, 3000°K CCT, 550 lumens, 25,000 hours. Lamp included. Dimmable with ELV Dimmer.

### DIFFUSER

Shade shall be handcrafted glass of various decors. 4.75" Dia. x 3.875" H

**Opening sizes:** 24mm top.

### CORD

Standard cord is 10' field-adjustable coaxial type with teflon jacket and decorative sleeve at the socketholder. Jacket tint coordinates with metal finish. Cords also available in 15' lengths.

### STANDARD PENDANT (1XC, 1XT, X)

Mini pendant comes complete with either dome-style or flat-style canopy. See next page for multi light options with "X" prefix.

### QUICK-CONNECT OPTION (XP, RXP)

Quick-Connect Jack is compatible with Besa Rail Adapter.

### METAL FINISH

Glass retainer hardware, sleeve and Quick-Connect Jack and/or canopies are finished in either Black, Bronze or Satin Nickel.

### MOUNTING

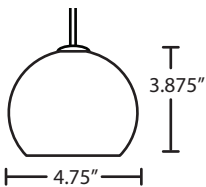
Installs directly to a 4" octagonal ceiling box. Suitable for sloped ceilings.

### LABELS

UL or ETL Listed. Suitable for Dry Locations (interior use only).



PALLA 5 SHOWN IN OPAL MATTE (565807) IN BLACK FINISH & CARRERA (565819)



**Project Information:**

**For ordering information, see next page**

All dimensions provided are nominal.  
Allowance must be made for dimensional tolerance in handcrafted glasses.

**REV 8/22**



ORDERING:

CONNECTION	GLASS OPTIONS	LAMP OPTIONS	METAL FINISH	OPTIONS
Quick-Connect	565807 Opal Matte	(blank) 50W Hal	BK Black	L 15' cord
XP Jack Only	565819 Carrera	LED 5W LED	BR Bronze	277 277V
RXP Rail-Ready			SN Satin Nickel	DIM010 0-10V Dimming

Pendant Fixtures  
**1XC** Dome Canopy  
**1XT** Flat Canopy

Multi light  
**X** For Multi light Canopy

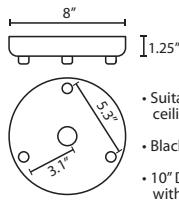


Multilight Canopies Available, see options on right.

**Ex. 1XT-565819-SN**  
 Palla 5 Mini Pendant w/ Carrera Glass, Satin Nickel Finish

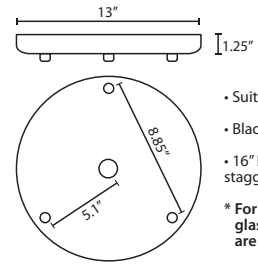
MULTIPOINT CANOPY OPTIONS:

T23X 3 LIGHT ROUND CANOPY



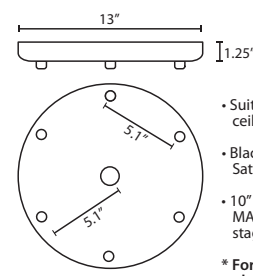
- Suitable for sloped ceilings
- Black, Bronze or Satin Nickel
- 10" Dia. shades MAX, with staggered heights
- \* For larger diameter glasses, Skyhooks are required for spacing

T23XL 3 LIGHT LARGE ROUND CANOPY



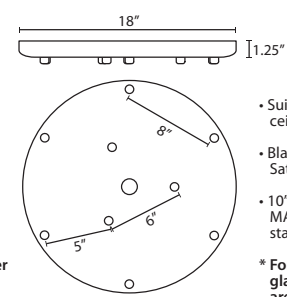
- Suitable for sloped ceilings
- Black, Bronze or Satin Nickel
- 16" Dia. shades MAX, with staggered heights
- \* For larger diameter glasses, Skyhooks are required for spacing

T26X 6 LIGHT ROUND CANOPY



- Suitable for sloped ceilings
- Black, Bronze or Satin Nickel
- 10" Dia. shades MAX, with staggered heights
- \* For larger diameter glasses, Skyhooks are required for spacing

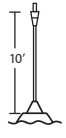
T29X 9 LIGHT ROUND CANOPY



- Suitable for sloped ceilings
- Black, Bronze or Satin Nickel
- 10" Dia. shades MAX, with staggered heights
- \* For larger diameter glasses, Skyhooks are required for spacing

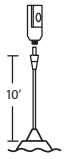
QUICK-CONNECT OPTIONS:

XP PENDANT ELEMENT ONLY



- Pendant Shade and Cord/Socket Set
- 10' Field-adjustable braided coaxial-type cord with a teflon jacket (clear or bronze tint coordinates with metal finish)
- Quick-Connect Jack provided
- Compatible with Besa Canopies and Rail Adapter
- Black, Bronze or Satin Nickel metal finishes

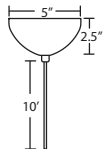
RXP PENDANT + RAIL ADAPTER



- READY FOR RAIL**
- Pendant Shade and Cord/Socket Set, plus Rail Adapter
- 10' Field-adjustable braided coaxial-type cord with a teflon jacket (clear or bronze tint coordinates with metal finish)
- Quick-Connect Jack provided
- Compatible with Besa Monorail System
- Black, Bronze or Satin Nickel metal finishes

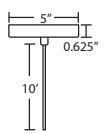
FIXED PENDANT OPTIONS:

1XC 1 LIGHT PENDANT, DOME CANOPY



- NO CORD CUTTING REQUIRED**
- Suitable for use on sloped ceilings
- 1x electronic 60W dimmable 120V transformer
- Installs to standard 4" octagonal junction box
- Black, Bronze or Satin Nickel metal finishes

1XT 1 LIGHT PENDANT, FLAT CANOPY



- Suitable for use on sloped ceilings
- 1x electronic 60W dimmable 120V transformer, fits partially in junction box
- Installs to standard 4" octagonal junction box
- Black, Bronze or Satin Nickel metal finishes

X 1 LIGHT PENDANT FOR MULTIPOINT CANOPIES



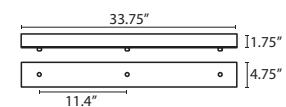
- Suitable for use on sloped ceilings
- 1x electronic 60W dimmable 120V transformer, fits partially in junction box
- Installs to standard 4" octagonal junction box
- Black, Bronze or Satin Nickel metal finishes

ADDITIONAL OPTIONS:

**277V:**  
 For 277V option, add an "277" to the end of the item number, i.e. 1XT-174352-SN-277.

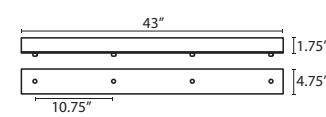
**0-10V Dimming:**  
 For 0-10V Dimming option, add an "DIM010" to the end of the item number, i.e. 1XT-174352-SN-DIM010.

T23V 3 LIGHT BAR CANOPY



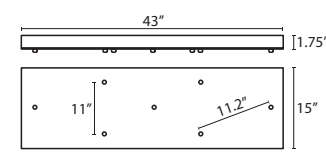
- Suitable for sloped ceilings
- Black, Bronze or Satin Nickel
- 20" Dia. shades MAX, with staggered heights
- \* For larger diameter glasses, Skyhook are required for spacing

T24V 4 LIGHT BAR CANOPY



- Suitable for sloped ceilings
- Black, Bronze or Satin Nickel
- 20" Dia. shades MAX, with staggered heights
- \* For larger diameter glasses, Skyhook are required for spacing

T27V 7 LIGHT BAR CANOPY



- Suitable for sloped ceilings
- Black, Bronze or Satin Nickel
- 20" Dia. shades MAX, with staggered heights
- \* For larger diameter glasses, Skyhook are required for spacing

HOW TO ORDER A MULTILIGHT FIXTURE

Order your canopy with the selected 12V multi light pendants (indicated by "X" prefix) for the complete fixture:

**Example: 1x T23XL-SN (3 Light Large Round Canopy)**

**1x X-565807-SN (Palla 5 Pendant in Opal Matte)**

**1x X-565807-SN (Palla 5 Pendant in Opal Matte)**

**1x X-565807-SN (Palla 5 Pendant in Opal Matte)**

CORD LENGTH OPTIONS:

**15Ft. CORD LENGTH:**  
 For longer 15' cord, add an "L" to the end of the item number, i.e. 1XT-174352-SNL.