



PAHU 8 / 12 / 16

120V PENDANTS

location:  
**DAMP**

**SPECIFICATIONS:**

**DESCRIPTION**

The Pahu is a distinctive European double-glass pendant, with an inner opal cylinder centered within a transparent outer glass. Available in three sizes with additional options of no inner glass.

**LAMPING**

**Standard:** A19 120V incandescent, lamp not included. Dimmable with standard incandescent dimmer (not included).

**LED:** 11W Replaceable source, 120V, dimmable, 90+ CRI, 3000°K CCT, 1100 lumens, 30,000 hours. Lamp included. (Additional Color Temperatures available, including 3500°K and 4000°K)

**DIFFUSER**

Inner shade shall be handcrafted Opal glass.  
Outer shade shall be handcrafted glass of various decors.

**Pahu 8 #X00607:** 7.875" Dia. x 9.875" H

**Pahu 12 #X18407:** 11.75" Dia. x 10.625" H

**Pahu 16 #X00707:** 15.75" Dia. x 11.75" H

**Opening sizes:** 3x7mm holes.

**SUSPENSION**

**Cable-hung:** 3x 10' aircraft-quality stainless steel cable support with 10' AWM-type cord. Jacket tint coordinates with metal finish. 5" Dia. canopy is plated stamped steel. Black, Bronze or Satin Nickel.

**Stem-mount:** Includes 4 connectable stem sections (3", 6", 12" and 18" lengths) plus telescoping piece for up to 3" adjustment, 10' max. 5" Dia. canopy (with swivel) and stem sections are plated steel. Black, Bronze or Satin Nickel.

\*Additional Stem Sections can be ordered under accessories.

**MOUNTING**

Installs directly to a 4" octagonal ceiling box. Suitable for sloped ceilings.

**LABELS**

UL or ETL Listed. Suitable for Damp Locations (interior use only).  
Consult factory concerning lower wattage labeling for energy requirements.



PAHU 16 SHOWN IN CLEAR/OPAL (C00707) &  
PAHU 12 SHOWN IN TRANS. ARMAGNAC/OPAL (A18407) IN STEM OPTION

TRANS. AMETHYST/OPAL



TRANS. OLIVE/OPAL



TRANS. SMOKE/OPAL



**For ordering information, see next page**

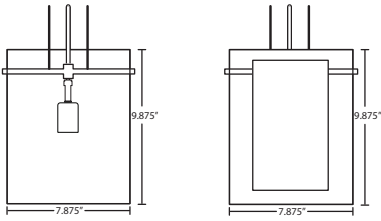
All dimensions provided are nominal.  
Allowance must be made for dimensional tolerance in handcrafted glasses.

REV 5/22



ORDERING:

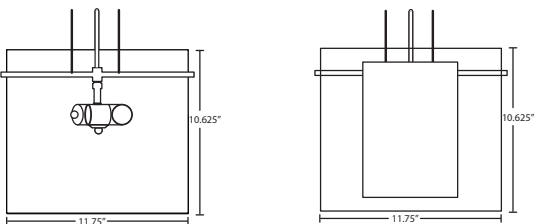
Pahu 8:



(No Inner Glass)

CONNECTION	SHADE OPTIONS	LAMP OPTIONS	METAL FINISH	OPTIONS
3x Cable Fixture	<b>A00607</b> Trans. Amethyst/Opal	(blank) 100W A19 Incan	<b>BK</b> Black	<b>L</b> 15' cord
<b>1KG</b> 1 Lt. Flat	<b>C00607</b> Clear/Opal	<b>LED*</b> 11W LED 120V, dimmable	<b>BR</b> Bronze	<b>LW</b> Low wattage labeling
Stem Fixture	<b>G00607</b> Trans. Armagnac/Opal		<b>SN</b> Satin Nickel	
<b>1TT</b> 1 Lt. Flat	<b>S00607</b> Trans. Smoke/Opal	*CCT options available (contact factory)		

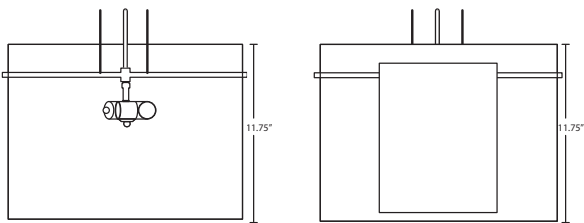
Pahu 12:



(No Inner Glass)

CONNECTION	SHADE OPTIONS	LAMP OPTIONS	METAL FINISH	OPTIONS
3x Cable Fixture	<b>A18407</b> Trans. Amethyst/Opal	(blank) 100W A19 Incan	<b>BK</b> Black	<b>L</b> 15' cord
<b>1KG</b> 1 Lt. Flat	<b>C18407</b> Clear/Opal	<b>LED*</b> 11W LED 120V, dimmable	<b>BR</b> Bronze	<b>NI</b> No Inner glass, 3 Lt.
Stem Fixture	<b>G18407</b> Trans. Armagnac/Opal		<b>SN</b> Satin Nickel	
<b>1TT</b> 1 Lt. Flat	<b>S18407</b> Trans. Smoke/Opal	*CCT options available (contact factory)		

Pahu 16:



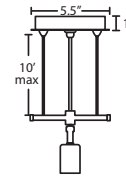
(No Inner Glass)

CONNECTION	SHADE OPTIONS	LAMP OPTIONS	METAL FINISH	OPTIONS
3x Cable Fixture	<b>A00707</b> Trans. Amethyst/Opal	(blank) 150W A21 Incan	<b>BK</b> Black	<b>L</b> 15' cord
<b>1KG</b> 1 Lt. Flat	<b>C00707</b> Clear/Opal	<b>LED*</b> 11W LED 120V, dimmable	<b>BR</b> Bronze	<b>NI</b> No Inner glass, 3 Lt.
Stem Fixture	<b>G00707</b> Trans. Armagnac/Opal		<b>SN</b> Satin Nickel	
<b>1TT</b> 1 Lt. Flat	<b>S00707</b> Trans. Smoke/Opal	*CCT options available (contact factory)		

Ex. **1KG-C00607-SN**  
Pahu 8 Pendant w/ Clear/Opal Glass,  
Satin Nickel Finish

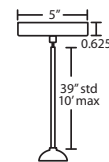
PENDANT OPTIONS:

CABLE-HUNG PENDANT



- 3x 10' aircraft-quality stainless steel cable
- 1KG Series: 1x lampholder
- Cord: 10' AWM-type provided
- Also available in 15'
- Black, Bronze or Satin Nickel

STEM PENDANT



- Swivel at canopy, suitable for sloped ceilings
- Includes telescoping section plus 4 connectable stem sections, (1x 3", 1x 6", 1x 12", 1x 18"), 10' max
- Black, Bronze or Satin Nickel
- Additional Stem Sections can be ordered under Accessories

ACCESSORIES:

ADDITIONAL STEM SECTIONS:

Additional connecting stems are available to increase overall length of a Stem Pendant, up to 10' max. Telescoping adjustable section allows up to 3" movement.

- T20A-SN, BK or BR** Adj. Section
- T203-SN, BK or BR** 3" Section
- T206-SN, BK or BR** 6" Section
- T212-SN, BK or BR** 12" Section
- T218-SN, BK or BR** 18" Section

LONGER CORD LENGTHS:

Longer cord length of 15' available. Add an "L" to the end of the item number, i.e. 1JC-169707-SN-L.

LOW WATTAGE LABELING:

Incandescent fixture supplied with 16 watt relamp label. Add an "LW" to the end of the item number, i.e. 1JC-169707-SN-LW.

Project Information:

