



# WANDA 12

12V MINI PENDANTS

location:  
**DRY**

## SPECIFICATIONS:

### DESCRIPTION

Low voltage mini pendant with handcrafted glass.

### LAMPING

**LED:** 3W replaceable 12V LED MR11, dimmable, 90+ CRI, 3000°K CCT, 300 lumens, 25,000 hours. Lamp included. Dimmable with ELV Dimmer.

### DIFFUSER

Shade shall be made of handcrafted glass in various decors. 2.25" Dia. x 12" H

### CORD

Standard cord is 10' field-adjustable coaxial type with teflon jacket and decorative sleeve at the socketholder. Jacket tint coordinates with metal finish. Cords also available in 15' lengths.

### STANDARD PENDANT (1XT, X)

Mini pendant comes complete with flat-style canopy. See next page for multi light options with "X" prefix.

### QUICK-CONNECT OPTION (XP, RXP)

Quick-Connect Jack is compatible with Besa Rail Adapter.

### METAL FINISH

Glass retainer hardware, sleeve and Quick-Connect Jack and/or canopies are finished in either Black, Bronze or Satin Nickel.

### MOUNTING

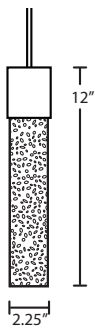
Installs directly to a 4" octagonal ceiling box. Suitable for sloped ceilings.

### LABELS

UL or ETL Listed. Suitable for Dry Locations (interior use only).



WANDA 12 SHOWN IN LATTE BUBBLE (WAND12LT) & PLUM BUBBLE (WAND12PL) WITH BLACK FINISH



WAND12BL  
BLUE BUBBLE

WAND12CL  
CLEAR BUBBLE

WAND12GD  
GOLD BUBBLE

WAND12MS  
MOSS BUBBLE



**Project Information:**

**For ordering information, see next page**

All dimensions provided are nominal. Allowance must be made for dimensional tolerance in handcrafted glasses.

**REV 8/22**



ORDERING:

CONNECTION	GLASS OPTIONS	LAMP OPTIONS	METAL FINISH	OPTIONS
Quick-Connect	<b>WAND12BL</b> Blue Bubble	<b>LED 3W LED</b>	<b>BK</b> Black	<b>L</b> 15' cord
<b>XP</b> Jack Only	<b>WAND12CL</b> Clear Bubble		<b>BR</b> Bronze	<b>277</b> 277V
<b>RXP</b> Rail-Ready	<b>WAND12GD</b> Gold Bubble		<b>SN</b> Satin Nickel	<b>DIM010</b> 0-10V Dimming
Pendant Fixtures	<b>WAND12LT</b> Latte Bubble			
<b>1XT</b> Flat Canopy	<b>WAND12MS</b> Moss Bubble			
	<b>WAND12PL</b> Plum Bubble			

Multi light  
**X** For Multi light  
Canopy

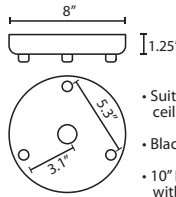


Multilight Canopies Available, see options on right.

**Ex. 1XT-WAND12GD-LED-SN**  
Wanda LED Pendant, Gold Bubble Glass, Satin Nickel Finish

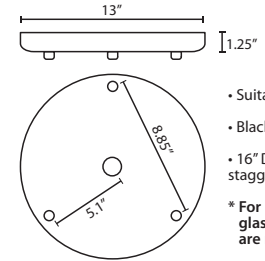
MULTIPOINT CANOPY OPTIONS:

T23X 3 LIGHT ROUND CANOPY



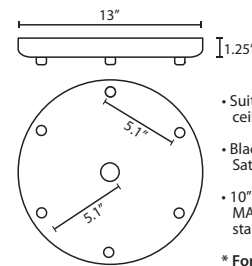
- Suitable for sloped ceilings
- Black, Bronze or Satin Nickel
- 10" Dia. shades MAX, with staggered heights
- \* For larger diameter glasses, Skyhooks are required for spacing

T23XL 3 LIGHT LARGE ROUND CANOPY



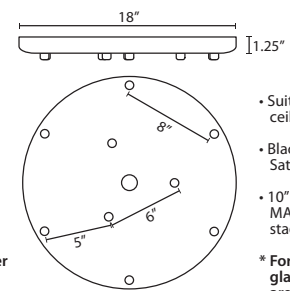
- Suitable for sloped ceilings
- Black, Bronze or Satin Nickel
- 16" Dia. shades MAX, with staggered heights
- \* For larger diameter glasses, Skyhooks are required for spacing

T26X 6 LIGHT ROUND CANOPY



- Suitable for sloped ceilings
- Black, Bronze or Satin Nickel
- 10" Dia. shades MAX, with staggered heights
- \* For larger diameter glasses, Skyhooks are required for spacing

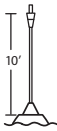
T29X 9 LIGHT ROUND CANOPY



- Suitable for sloped ceilings
- Black, Bronze or Satin Nickel
- 10" Dia. shades MAX, with staggered heights
- \* For larger diameter glasses, Skyhooks are required for spacing

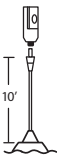
QUICK-CONNECT OPTIONS:

XP PENDANT ELEMENT ONLY



- Pendant Shade and Cord/Socket Set
- 10' Field-adjustable braided coaxial-type cord with a teflon jacket (clear or bronze tint coordinates with metal finish)
- Quick-Connect Jack provided
- Compatible with Besa Canopies and Rail Adapter
- Black, Bronze or Satin Nickel metal finishes

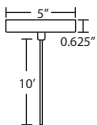
RXP PENDANT + RAIL ADAPTER



- READY FOR RAIL**
- Pendant Shade and Cord/Socket Set, plus Rail Adapter
  - 10' Field-adjustable braided coaxial-type cord with a teflon jacket (clear or bronze tint coordinates with metal finish)
  - Quick-Connect Jack provided
  - Compatible with Besa Monorail System
  - Black, Bronze or Satin Nickel metal finishes

FIXED PENDANT OPTIONS:

1XT 1 LIGHT PENDANT, FLAT CANOPY



- Suitable for use on sloped ceilings
- 1x electronic 60W dimmable 120V transformer, fits partially in junction box
- Installs to standard 4" octagonal junction box
- Black, Bronze or Satin Nickel metal finishes

X 1 LIGHT PENDANT FOR MULTIPOINT CANOPIES



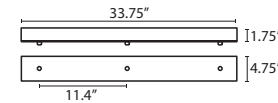
- Suitable for use on sloped ceilings
- 1x electronic 60W dimmable 120V transformer, fits partially in junction box
- Installs to standard 4" octagonal junction box
- Black, Bronze or Satin Nickel metal finishes

ADDITIONAL OPTIONS:

**277V:**  
For 277V option, add an "277" to the end of the item number, i.e. 1XT-174352-SN-277.

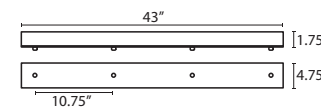
**0-10V Dimming:**  
For 0-10V Dimming option, add an "DIM010" to the end of the item number, i.e. 1XT-174352-SN-DIM010.

T23V 3 LIGHT BAR CANOPY



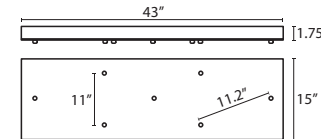
- Suitable for sloped ceilings
- Black, Bronze or Satin Nickel
- 20" Dia. shades MAX, with staggered heights
- \* For larger diameter glasses, Skyhook are required for spacing

T24V 4 LIGHT BAR CANOPY



- Suitable for sloped ceilings
- Black, Bronze or Satin Nickel
- 20" Dia. shades MAX, with staggered heights
- \* For larger diameter glasses, Skyhook are required for spacing

T27V 7 LIGHT BAR CANOPY



- Suitable for sloped ceilings
- Black, Bronze or Satin Nickel
- 20" Dia. shades MAX, with staggered heights
- \* For larger diameter glasses, Skyhook are required for spacing

HOW TO ORDER A MULTILIGHT FIXTURE

Order your canopy with the selected 12V multi light pendants (indicated by "X" prefix) for the complete fixture:

**Example: 1x T23XL-SN (3 Light Large Round Canopy)**

**1x X-WAND12GD-SN (Wanda 12 Pendant in Gold Bubble)**

**1x X-WAND12MS-SN (Wanda 12 Pendant in Moss Bubble)**

**1x X-WAND12GD-SN (Wanda 12 Pendant in Gold Bubble)**

CORD LENGTH OPTIONS:

**15Ft. CORD LENGTH:**  
For longer 15' cord, add an "L" to the end of the item number, i.e. 1XT-174352-SNL.