



SULTANA

SCONCES OUTDOOR

location:
WET

SPECIFICATIONS:

DESCRIPTION

Wall-mounted sconces featuring wireform shade.

LAMPING

Standard: 60W T8 Medium-based 120V incandescent, lamp not included. Dimmable with standard incandescent dimmer (not included).

LED: 4W Replaceable 120V LED GU10, dimmable, 82+ CRI, 3000°K CCT, 240 lumens, 25,000 hours, lamp included.

LED Filament: 4W Replaceable LED Filament T9 lamp, 120V, dimmable, lamp included.

SHADE

Shade shall be made of woven metal rods in various finishes.

Cylinder (C): 7.9" L x 15.2" H x 10.5" D

Flare (F): 10.8" L x 17.8" H x 11.8" D

Globe (G): 10.3" L x 14.1" H x 11.67" D

CONSTRUCTION

Cast Aluminum bracket powdered-coated in Black, White or Silver finish. Shade secured by set screws.

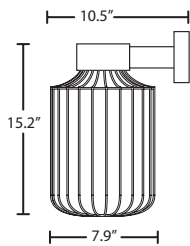
MOUNTING

Installs directly to a 4" octagonal outlet box. May be used in either upward or downward orientation in indoor applications, downward only for outdoor.

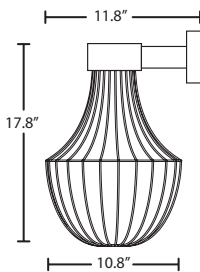
LABELS

UL or ETL Listed. Suitable for Wet Locations (interior or exterior use).

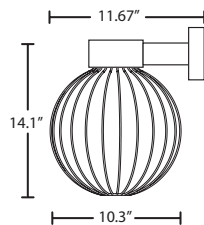
Sultana C:



Sultana F:



Sultana G:



ORDERING:

FIXTURE	SHAPE	WALL	LAMP OPTIONS	FINISH
SULTANA Sultana	C Cylinder	WALL Wall	(blank) 60WT8	BK Black
	F Flare	Mount	EDIL 4W LED Filament	SL Silver
	G Globe		LED 4W LED	WH White

Ex. SULTANA-G-WALL-BK
Sultana Globe Sconce, Black Finish

Project Information:



TOP TO BOTTOM: SULTANA C, F, G

All dimensions provided are nominal. Allowance must be made for dimensional tolerance in handcrafted glasses.

REV 8/21