



PERA 6

120V PENDANTS

SPECIFICATIONS:

DESCRIPTION

Cord-hung pendant with handcrafted glass diffuser.

LAMPING

Standard: 40W G16½ Candelabra base (E12) Incandescent 120V, or 50W Xenon, lamp not included. Dimmable with standard incandescent dimmer (not included).

Halogen: 40W G9 Low-pressure Halogen 120V, included. Lamp is suitable for use in an open fixture, dimmable.

LED: 5W Replaceable source, 120V, dimmable, 90+ CRI, 3000°K CCT, 550 lumens, 25,000 hours. Lamp included.

DIFFUSER

Shade shall be handcrafted glass of various decors. 4.5" Dia. x 6.5" H

Opening sizes: 25mm min. (top), 73mm min. (bottom), 3x6mm holes.

SUSPENSION

Cord-hung: 10' SVT-type cord, complete with 5" decorative sleeve at the socketholder. Jacket coordinates with metal finish. Plated stamped steel construction. Bronze or Satin Nickel. See next page for mult light options.

Stem-mount: 4 connectable stem sections (3", 6", 12" and 18" lengths) plus telescoping piece for up to 3" adjustment, 10' max. 5" Dia. canopy (with swivel) and stem sections are plated steel. Bronze or Satin Nickel.

MOUNTING

Installs directly to a 4" octagonal ceiling box. Suitable for sloped ceilings.

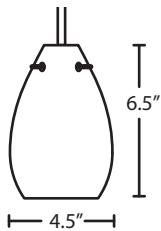
LABELS

UL or ETL Listed. Suitable for Damp Locations (interior use only).

Consult factory concerning lower wattage labeling for energy requirements.



PERA 6 SHOWN IN MAGMA (1713MA) & HABANERO (1713HB)



171307
OPAL MATTE



171380
AMBER MATTE



171319
CARRERA



1713MG
MARBLE GRIGIO



171318
AMBER CLOUD



1713HN
HONEY



171386
BLUE CLOUD



Project Information:

For ordering information, see next page

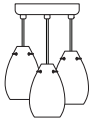
All dimensions provided are nominal. Allowance must be made for dimensional tolerance in handcrafted glasses.

REV 6/23



ORDERING:

CONNECTION	SHADE OPTIONS	LAMP OPTIONS	METAL FINISH	OPTIONS
Cord Fixture	171307 Opal Matte	(blank) 40W G16½ Cand	BR Bronze	L 15' cord
1BC 1 Lt. Dome	171318 Amber Cloud	HAL 40W G9 Hal	SN Satin Nickel	LW Low wattage labeling
1BT 1 Lt. Flat	171319 Carrera	LED 5W LED, dimmable		
Stem Fixture	171386 Blue Cloud			
1TT 1 Lt. Flat	1713HB Habanero			
	1713HN Honey			
Multi light	1713MA Magma			
B For Multi light Canopy	1713MG Marble Grigio			

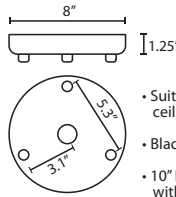


Multilight Canopies Available, see options on right.

Ex. **1BT-1713HN-SN**
Pera 6 Pendant w/ Honey Glass,
Satin Nickel Finish

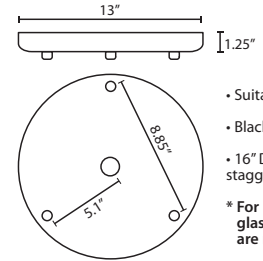
MULTIPOINT CANOPY OPTIONS FOR CORD PENDANTS

T33X 3 LIGHT ROUND CANOPY



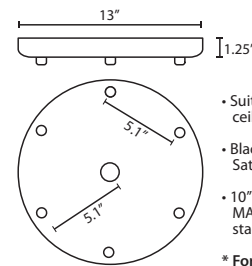
- Suitable for sloped ceilings
- Black, Bronze or Satin Nickel
- 10" Dia. shades MAX, with staggered heights
- * For larger diameter glasses, Stemhooks are required for spacing

T33XL 3 LIGHT LARGE ROUND CANOPY



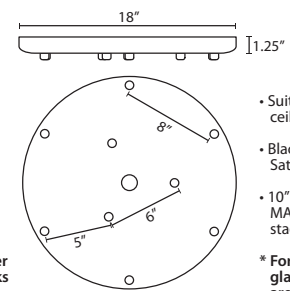
- Suitable for sloped ceilings
- Black, Bronze or Satin Nickel
- 16" Dia. shades MAX, with staggered heights
- * For larger diameter glasses, Stemhooks are required for spacing

T36X 6 LIGHT ROUND CANOPY



- Suitable for sloped ceilings
- Black, Bronze or Satin Nickel
- 10" Dia. shades MAX, with staggered heights
- * For larger diameter glasses, Stemhooks are required for spacing

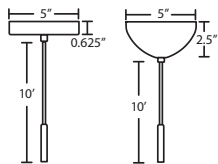
T39X 9 LIGHT ROUND CANOPY



- Suitable for sloped ceilings
- Black, Bronze or Satin Nickel
- 10" Dia. shades MAX, with staggered heights
- * For larger diameter glasses, Stemhooks are required for spacing

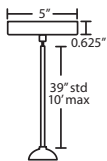
PENDANT OPTIONS:

1BT / 1BC / B MONOPOINT PENDANT CANOPY



- Flat (1BT) or Dome (1BC) Canopy styles. Dome style allows adjustment without cutting cord.
- "B" option is pendant less canopy for multipoint canopy (options to the right)
- Suitable for sloped ceilings
- Cord: 10' SVT, 5" sleeve at socketholder (V Series utilizes SJT-type)
- Bronze or Satin Nickel

1TT STEM PENDANT



- Swivel at canopy, suitable for sloped ceilings
- Includes telescoping section plus 4 connectable stem sections, (1x 3", 1x 6", 1x 12", 1x 18"), 10' max
- Bronze or Satin Nickel

ACCESSORIES:

ADDITIONAL STEM SECTIONS:

Additional connecting stems are available to increase overall length of a Stem Pendant, up to 10' max. Telescoping adjustable section allows up to 3" movement.

T20A-SN, BK or BR	Adj. Section
T203-SN, BK or BR	3" Section
T206-SN, BK or BR	6" Section
T212-SN, BK or BR	12" Section
T218-SN, BK or BR	18" Section

LONGER CORD LENGTHS:

Longer cord length of 15' available. Add an "L" to the end of the item number, i.e. 1JC-169707-SN-L.

LOW WATTAGE LABELING:

Incandescent fixture supplied with 16 watt relamp label. Add an "LW" to the end of the item number, i.e. 1JC-169707-SN-LW.

CORD SLEEVES:

If concealing the cord is desired on a Cord-hung Pendant, order our 0.25" dia. metal sleeves. Each sleeve is 18" long and may be field cut.

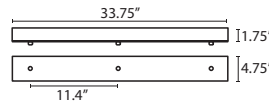
T118-BK	Black
T118-BR	Bronze
T118-SN	Satin Nickel

STEMHOOKS:

Suspension hooks allow cord drops to be placed wherever desired. Suitable for sloped ceilings or for greater multilight spacing

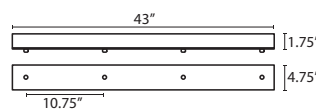
T103BK	Black
T103BR	Bronze
T103SN	Satin Nickel

T33V 3 LIGHT BAR CANOPY



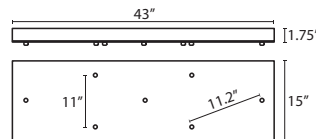
- Suitable for sloped ceilings
- Black, Bronze or Satin Nickel
- 20" Dia. shades MAX, with staggered heights
- * For larger diameter glasses, Stemhooks are required for spacing

T34V 4 LIGHT BAR CANOPY



- Suitable for sloped ceilings
- Black, Bronze or Satin Nickel
- 20" Dia. shades MAX, with staggered heights
- * For larger diameter glasses, Stemhooks are required for spacing

T37V 7 LIGHT BAR CANOPY



- Suitable for sloped ceilings
- Black, Bronze or Satin Nickel
- 20" Dia. shades MAX, with staggered heights
- * For larger diameter glasses, Stemhooks are required for spacing

HOW TO ORDER A MULTILIGHT FIXTURE

Order your canopy with the selected 120V multi light pendants (indicated by "B" or "J" prefix) for the complete fixture:

Example: 1x T33X-SN (3 Light Round Canopy)

1x J-169707-SN (Lucia Pendant in Opal Matte)

1x J-169718-SN (Lucia Pendant in Amber Cloud)

1x J-169741-SN (Lucia Pendant in Garnet)