



## PICA 9

120V PENDANTS

### SPECIFICATIONS:

#### DESCRIPTION

Pica 9 is a tapered European glass treated with a band of natural sand applied to the interior, with an angled top and a radiused return at the bottom. Its retro styling will gracefully blend into today's environments.

#### LAMPING

**Standard:** 75W A19 120V incandescent, lamp not included. Dimmable with standard incandescent dimmer (not included).

**LED:** 9W Replaceable source, 120V, dimmable, 90+ CRI, 3000°K CCT, 800 lumens, 30,000 hours. Lamp included. (Standard CCT is 3000K, 3500K and 4000K are also available)

#### DIFFUSER

Shade shall be handcrafted glass of various decors. 8.7" Dia. x 6.6" H

#### SUSPENSION

**Cord-hung:** 10' SVT-type cord, complete with 5" decorative sleeve at the socketholder. Jacket coordinates with metal finish. Plated stamped steel construction. Black, Bronze or Satin Nickel. See next page for multilight options.

**Cable-hung:** 1x 10' aircraft-quality stainless steel cable support with 10' AWM-type cord. Jacket coordinates with metal finish. 5" Dia. dome canopy is plated stamped steel. Black, Bronze or Satin Nickel.

**Stem-mount:** Includes 4 connectable stem sections (3", 6", 12" and 18" lengths) plus telescoping piece for up to 3" adjustment, 10' max. 5" Dia. canopy (with swivel) and stem sections are plated steel. Black, Bronze or Satin Nickel.

\*Additional Stem Sections can be ordered under accessories.

#### MOUNTING

Installs directly to a 4" octagonal ceiling box. Suitable for sloped ceilings.

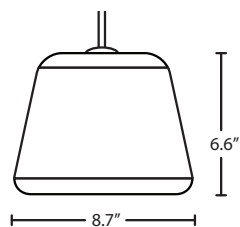
#### LABELS

UL or ETL Listed. Suitable for Damp Locations (interior use only).

Consult factory concerning lower wattage labeling for energy requirements.



PICA 9 SHOWN IN GOLD SAND (PIC9GD) & WHITE SAND (PIC9WH) WITH BLACK CORDSET



PIC9RD  
RED SAND



#### Project Information:

**For ordering information, see next page**

All dimensions provided are nominal.  
Allowance must be made for dimensional tolerance in handcrafted glasses.

REV 6/23



### ORDERING:

CONNECTION	SHADE OPTIONS	LAMP OPTIONS	METAL FINISH	OPTIONS
Cord Fixture	<b>PIC9GD</b> Gold Sand	(blank) 75W A19 Incan	<b>BK</b> Black	<b>L</b> 15' cord
<b>1JC</b> 1 Lt. Dome	<b>PIC9RD</b> Red Sand	<b>LED*</b> 9W LED 120V, dimmable	<b>BR</b> Bronze	<b>LW</b> Low wattage labeling
<b>1JT</b> 1 Lt. Flat	<b>PIC9WH</b> White Sand		<b>SN</b> Satin Nickel	

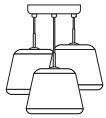
\*CCT options available (contact factory)

**Ex. 1JT-PIC9WH-SN**  
Pica 9 Pendant w/ White Sand Glass, Satin Nickel Finish, Flat Canopy

Cable Fixture  
**1KX** 1 Lt. Dome

Stem Fixture  
**1TT** 1 Lt. Flat

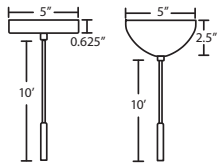
Multi light Cord Fixture  
**J** For Multi light Canopy



MultiLight Canopies Available, see page 11

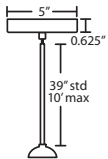
### PENDANT OPTIONS:

#### 1JT / 1JC / J CORD-HUNG PENDANT



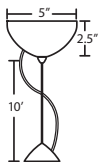
- Flat (1JT) or Dome (1JC) Canopy styles. Dome style allows adjustment without cutting cord.
- "J" option is pendant less canopy for multiport canopy (options to the right)
- Suitable for sloped ceilings
- Cord: 10' SVT, 5" sleeve at socketholder
- Also available in 15'
- Black, Bronze or Satin Nickel
- Cord Sleeves are available in 18" lengths

#### 1TT STEM PENDANT



- Swivel at canopy, suitable for sloped ceilings
- Includes telescoping section plus 4 connectable stem sections, (1x 3", 1x 6", 1x 12", 1x 18"), 10' max
- Black, Bronze or Satin Nickel
- Additional Stem Sections can be ordered under Accessories

#### 1KX CABLE-HUNG PENDANT



- 1x 10' aircraft-quality stainless steel cable
- Suitable for sloped ceilings
- 1x lampholder
- Cord: 10' AWM-type provided
- Also available in 15'
- Black, Bronze or Satin Nickel

### ACCESSORIES:

#### ADDITIONAL STEM SECTIONS:

Additional connecting stems are available to increase overall length of a Stem Pendant, up to 10' max. Telescoping adjustable section allows up to 3" movement.

<b>T20A-SN, BK or BR</b>	Adj. Section
<b>T203-SN, BK or BR</b>	3" Section
<b>T206-SN, BK or BR</b>	6" Section
<b>T212-SN, BK or BR</b>	12" Section
<b>T218-SN, BK or BR</b>	18" Section

#### LONGER CORD LENGTHS:

Longer cord length of 15' available. Add an "L" to the end of the item number, i.e. 1JC-169707-SN-L.

#### LOW WATTAGE LABELING:

Incandescent fixture supplied with 16 watt relamp label. Add an "LW" to the end of the item number, i.e. 1JC-169707-SN-LW.

#### CORD SLEEVES:

If concealing the cord is desired on a Cord-hung Pendant, order our 0.25" dia. metal sleeves. Each sleeve is 18" long and may be field cut.

<b>T118-BK</b>	Black
<b>T118-BR</b>	Bronze
<b>T118-SN</b>	Satin Nickel

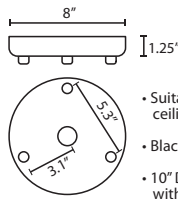
#### STEMHOOKS:

Suspension hooks allow cord drops to be placed wherever desired. Suitable for sloped ceilings or for greater multilight spacing

<b>T103BK</b>	Black
<b>T103BR</b>	Bronze
<b>T103SN</b>	Satin Nickel

### MULTIPOINT CANOPY OPTIONS FOR CORD PENDANTS

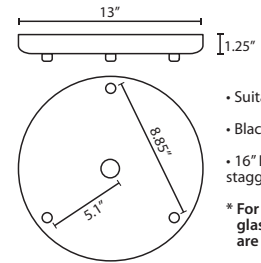
#### T33X 3 LIGHT ROUND CANOPY



- Suitable for sloped ceilings
- Black, Bronze or Satin Nickel
- 10" Dia. shades MAX, with staggered heights

\* For larger diameter glasses, Stemhooks are required for spacing

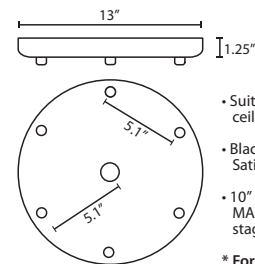
#### T33XL 3 LIGHT LARGE ROUND CANOPY



- Suitable for sloped ceilings
- Black, Bronze or Satin Nickel
- 16" Dia. shades MAX, with staggered heights

\* For larger diameter glasses, Stemhooks are required for spacing

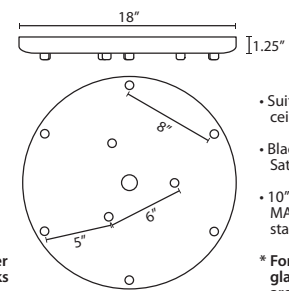
#### T36X 6 LIGHT ROUND CANOPY



- Suitable for sloped ceilings
- Black, Bronze or Satin Nickel
- 10" Dia. shades MAX, with staggered heights

\* For larger diameter glasses, Stemhooks are required for spacing

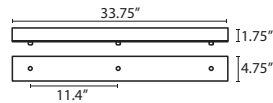
#### T39X 9 LIGHT ROUND CANOPY



- Suitable for sloped ceilings
- Black, Bronze or Satin Nickel
- 10" Dia. shades MAX, with staggered heights

\* For larger diameter glasses, Stemhooks are required for spacing

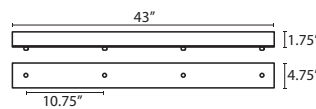
#### T33V 3 LIGHT BAR CANOPY



- Suitable for sloped ceilings
- Black, Bronze or Satin Nickel
- 20" Dia. shades MAX, with staggered heights

\* For larger diameter glasses, Stemhooks are required for spacing

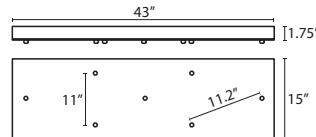
#### T34V 4 LIGHT BAR CANOPY



- Suitable for sloped ceilings
- Black, Bronze or Satin Nickel
- 20" Dia. shades MAX, with staggered heights

\* For larger diameter glasses, Stemhooks are required for spacing

#### T37V 7 LIGHT BAR CANOPY



- Suitable for sloped ceilings
- Black, Bronze or Satin Nickel
- 20" Dia. shades MAX, with staggered heights

\* For larger diameter glasses, Stemhooks are required for spacing

### HOW TO ORDER A MULTILIGHT FIXTURE

Order your canopy with the selected 120V multi light pendants (indicated by "B" or "J" prefix) for the complete fixture:

**Example: 1x T33X-SN (3 Light Round Canopy)**

**1x J-PIC9RD-SN (Pica 9 Pendant in Blue Sand)**

**1x J-PIC9WH-SN (Pica 9 Pendant in White Sand)**

**1x J-PIC9WH-SN (Pica 9 Pendant in White Sand)**