



SPIRIT 8 / 10

120V PENDANTS

location:
DAMP

SPECIFICATIONS:

DESCRIPTION

The Spirit Pendant is composed of a clear European glass globe, with an interesting circular optical pattern blown as an additional layered ring along the interior wall of the glass. The dramatic play of light through the sculpted layer and onto adjacent surfaces make for a striking affect, along with the modest display of the lamp filament behind the glass.

LAMPING

Standard: 60W Medium-based 120V, suitable for dimming, lamp not included. (Incandescent dimmer is suitable for dimming, not included)

LED Filament: 7W Replaceable Filament A19 lamp, 120V, dimmable, 80+ CRI, 3000°K CCT, 800 lumens, 15,000 hours, lamp included.

DIFFUSER

Shade shall be handcrafted glass of various decors.

Spirit 8: 8.5" Dia. x 6.25" H

Spirit 10: 10.625" Dia. x 8.25" H

SUSPENSION

Cord-hung: 10' SVT-type cord, complete with 5" decorative sleeve at the socketholder. Jacket coordinates with metal finish. Plated stamped steel construction. Black, Bronze or Satin Nickel. See next page for mult light options.

Stem-mount: Includes 4 connectable stem sections (3", 6", 12" and 18" lengths) plus telescoping piece for up to 3" adjustment, 10' max. 5" Dia. canopy (with swivel) and stem sections are plated steel. Black, Bronze or Satin Nickel.

*Additional Stem Sections can be ordered under accessories.

MOUNTING

Installs directly to a 4" octagonal ceiling box. Suitable for sloped ceilings.

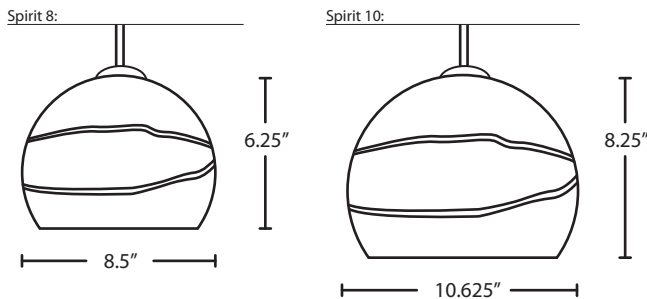
LABELS

UL or ETL Listed. Suitable for Damp Locations (interior use only).

Consult factory concerning lower wattage labeling for energy requirements.



SPIRIT 8 CLEAR (SPIR8CL) & SPIRIT 10 SMOKE/CLEAR (SPIR10SC)



Project Information:

For ordering information, see next page

All dimensions provided are nominal.
Allowance must be made for dimensional tolerance in handcrafted glasses.



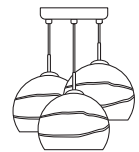


ORDERING:

CONNECTION	SHADE OPTIONS	LAMP OPTIONS	METAL FINISH	OPTIONS
Pendant Fixtures	SPIR8CL 8" Clear	(blank) 60W Incan	BK Black	L 15' cord
1JC Dome Canopy	SPIR8SC 8" Smoke/Clear	EDIL 7W LED	BR Bronze	LW Low
1JT Flat Canopy	SPIR10CL 10" Clear	Filament	SN Satin Nickel	wattage labeling
	SPIR10SC 10" Smoke/Clear			

Stem Fixtures
1TT Flat Canopy

Multi light Cord Fixture
J For Multi light Canopy

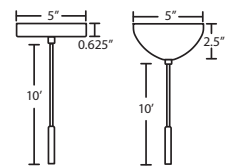


Multi-light Canopies Available, see page 11

Ex. 1JT-SPIR8CL-SN
Spirit 8 Glass Pendant, Clear, Satin Nickel Finish, Flat Canopy

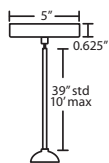
PENDANT OPTIONS:

1JT / 1JC / J CORD-HUNG PENDANT



- Flat (1JT) or Dome (1JC) Canopy styles. Dome style allows adjustment without cutting cord.
- "J" option is pendant less canopy for multiport canopy (options to the right)
- Suitable for sloped ceilings
- Cord: 10' SVT, 5" sleeve at socketholder
- Also available in 15'
- Black, Bronze or Satin Nickel
- Cord Sleeves are available in 18" lengths

1TT STEM PENDANT



- Swivel at canopy, suitable for sloped ceilings
- Includes telescoping section plus 4 connectable stem sections, (1x 3", 1x 6", 1x 12", 1x 18"), 10' max
- Black, Bronze or Satin Nickel
- Additional Stem Sections can be ordered under Accessories

ACCESSORIES:

ADDITIONAL STEM SECTIONS:

Additional connecting stems are available to increase overall length of a Stem Pendant, up to 10' max. Telescoping adjustable section allows up to 3" movement.

T20A-SN, BK or BR	Adj. Section
T203-SN, BK or BR	3" Section
T206-SN, BK or BR	6" Section
T212-SN, BK or BR	12" Section
T218-SN, BK or BR	18" Section

LONGER CORD LENGTHS:

Longer cord length of 15' available. Add an "L" to the end of the item number, i.e. 1JC-169707-SN-L.

LOW WATTAGE LABELING:

Incandescent fixture supplied with 16 watt relamp label. Add an "LW" to the end of the item number, i.e. 1JC-169707-SN-LW.

CORD SLEEVES:

If concealing the cord is desired on a Cord-hung Pendant, order our 0.25" dia. metal sleeves. Each sleeve is 18" long and may be field cut.

T118-BK	Black
T118-BR	Bronze
T118-SN	Satin Nickel

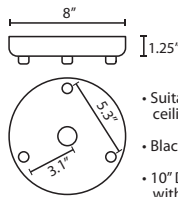
STEMHOOKS:

Suspension hooks allow cord drops to be placed wherever desired. Suitable for sloped ceilings or for greater multi-light spacing

T103BK	Black
T103BR	Bronze
T103SN	Satin Nickel

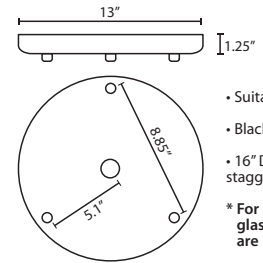
MULTI-PORT CANOPY OPTIONS FOR CORD PENDANTS

T33X 3 LIGHT ROUND CANOPY



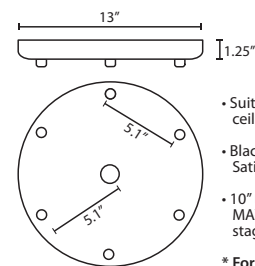
- Suitable for sloped ceilings
- Black, Bronze or Satin Nickel
- 10" Dia. shades MAX, with staggered heights
- * For larger diameter glasses, Stemhooks are required for spacing

T33XL 3 LIGHT LARGE ROUND CANOPY



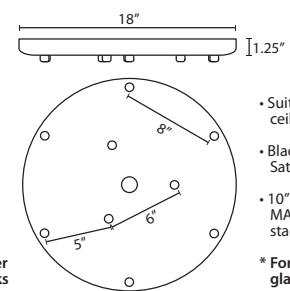
- Suitable for sloped ceilings
- Black, Bronze or Satin Nickel
- 16" Dia. shades MAX, with staggered heights
- * For larger diameter glasses, Stemhooks are required for spacing

T36X 6 LIGHT ROUND CANOPY



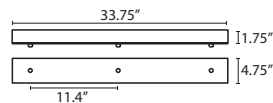
- Suitable for sloped ceilings
- Black, Bronze or Satin Nickel
- 10" Dia. shades MAX, with staggered heights
- * For larger diameter glasses, Stemhooks are required for spacing

T39X 9 LIGHT ROUND CANOPY



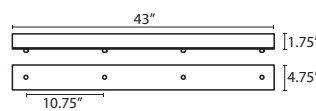
- Suitable for sloped ceilings
- Black, Bronze or Satin Nickel
- 10" Dia. shades MAX, with staggered heights
- * For larger diameter glasses, Stemhooks are required for spacing

T33V 3 LIGHT BAR CANOPY



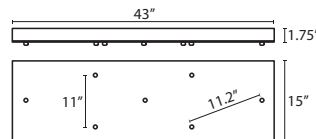
- Suitable for sloped ceilings
- Black, Bronze or Satin Nickel
- 20" Dia. shades MAX, with staggered heights
- * For larger diameter glasses, Stemhooks are required for spacing

T34V 4 LIGHT BAR CANOPY



- Suitable for sloped ceilings
- Black, Bronze or Satin Nickel
- 20" Dia. shades MAX, with staggered heights
- * For larger diameter glasses, Stemhooks are required for spacing

T37V 7 LIGHT BAR CANOPY



- Suitable for sloped ceilings
- Black, Bronze or Satin Nickel
- 20" Dia. shades MAX, with staggered heights
- * For larger diameter glasses, Stemhooks are required for spacing

HOW TO ORDER A MULTILIGHT FIXTURE

Order your canopy with the selected 120V multi light pendants (indicated by "B" or "J" prefix) for the complete fixture:

Example: 1x T33X-SN (3 Light Round Canopy)

1x J-SPIR8CL-SN (Spirit 8 Pendant in Clear)

1x J-SPIR8SM-SN (Spirit 8 Pendant in Smoke)

1x J-SPIR10SM-SN (Spirit 10 Pendant in Smoke)