



MILO 4

120V PENDANTS

SPECIFICATIONS:

DESCRIPTION

The Milo is a fun pendant inspired by the traditional glass jars used for canning, only enhanced with various sprayed colors.

LAMPING

Standard: 40W A15 120V incandescent, lamp not included. Dimmable with standard incandescent dimmer (not included).

LED Filament: 8W Replaceable LED Filament lamp, 120V, CL dimmable, 90+ CRI, 3000°K CCT, 800 lumens, 15,000 hours, lamp included.

DIFFUSER

Shade shall be handcrafted glass of various decors. 4.75" Dia. x 6" H

SUSPENSION

Cord-hung: 10' SVT-type cord, complete with 5" decorative sleeve at the socketholder. Jacket coordinates with metal finish. Plated stamped steel construction. Black, Bronze or Satin Nickel. See next page for mulit light options.

MOUNTING

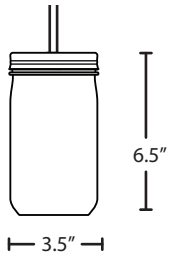
Installs directly to a 4" octagonal ceiling box. Suitable for sloped ceilings.

LABELS

UL or ETL Listed. Suitable for Damp Locations (interior use only). Consult factory concerning lower wattage labeling for energy requirements.



MILO 4 SHOWN IN WHITE FROST (MILO4WF) WITH BLACK FINISH & AMBER (MILO4AM) WITH BRONZE FINISH



MILO4SM
SMOKE

MILO4GR
GREEN

MILO4PL
PURPLE



Project Information:

For ordering information, see next page

All dimensions provided are nominal. Allowance must be made for dimensional tolerance in handcrafted glasses.

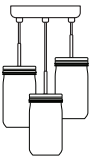
REV 9/22



ORDERING:

CONNECTION	SHADE OPTIONS	LAMP OPTIONS	METAL FINISH	OPTIONS
Cord Fixture	MILO4AM Amber	(blank) 40W A15 Incan	BK Black	L 15' cord
1JC 1 Lt. Dome	MILO4GR Green	EDIL 8W LED	BR Bronze	LW Low wattage
1JT 1 Lt. Flat	MILO4PL Purple	Filament	SN Satin Nickel	labeling
	MILO4SM Smoke			
	MILO4WF White Frost			

Multi light Cord Fixture
J For Multi light Canopy

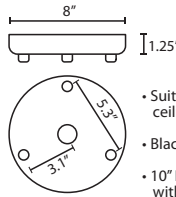


Multilight Canopies Available, see page 11

Ex. 1JT-MILO4AM-SN
Milo 4 Pendant w/ Amber Glass, Satin Nickel Finish, Flat Canopy

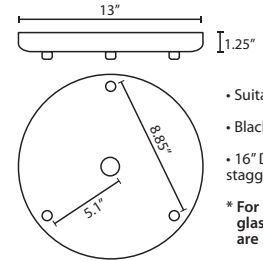
MULTIPOINT CANOPY OPTIONS FOR CORD PENDANTS

T33X 3 LIGHT ROUND CANOPY



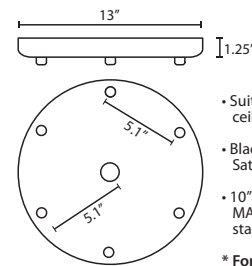
- Suitable for sloped ceilings
- Black, Bronze or Satin Nickel
- 10" Dia. shades MAX, with staggered heights
- * For larger diameter glasses, Stemhooks are required for spacing

T33XL 3 LIGHT LARGE ROUND CANOPY



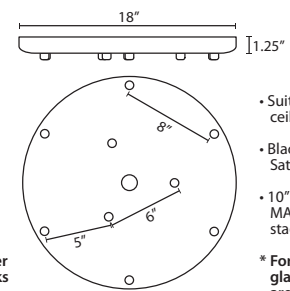
- Suitable for sloped ceilings
- Black, Bronze or Satin Nickel
- 16" Dia. shades MAX, with staggered heights
- * For larger diameter glasses, Stemhooks are required for spacing

T36X 6 LIGHT ROUND CANOPY



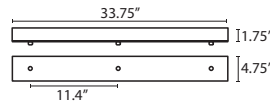
- Suitable for sloped ceilings
- Black, Bronze or Satin Nickel
- 10" Dia. shades MAX, with staggered heights
- * For larger diameter glasses, Stemhooks are required for spacing

T39X 9 LIGHT ROUND CANOPY



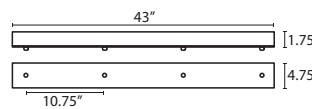
- Suitable for sloped ceilings
- Black, Bronze or Satin Nickel
- 10" Dia. shades MAX, with staggered heights
- * For larger diameter glasses, Stemhooks are required for spacing

T33V 3 LIGHT BAR CANOPY



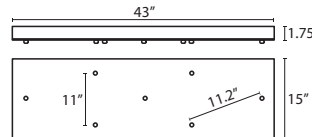
- Suitable for sloped ceilings
- Black, Bronze or Satin Nickel
- 20" Dia. shades MAX, with staggered heights
- * For larger diameter glasses, Stemhooks are required for spacing

T34V 4 LIGHT BAR CANOPY



- Suitable for sloped ceilings
- Black, Bronze or Satin Nickel
- 20" Dia. shades MAX, with staggered heights
- * For larger diameter glasses, Stemhooks are required for spacing

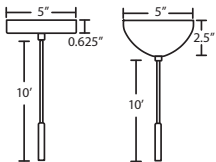
T37V 7 LIGHT BAR CANOPY



- Suitable for sloped ceilings
- Black, Bronze or Satin Nickel
- 20" Dia. shades MAX, with staggered heights
- * For larger diameter glasses, Stemhooks are required for spacing

PENDANT OPTIONS:

1JT / 1JC / J CORD-HUNG PENDANT



- Flat (1JT) or Dome (1JC) Canopy styles. Dome style allows adjustment without cutting cord.
- "J" option is pendant less canopy for multipoint canopy (options to the right)
- Suitable for sloped ceilings
- Cord: 10' SVT, 5" sleeve at socketholder
- Also available in 15'
- Black, Bronze or Satin Nickel
- Cord Sleeves are available in 18" lengths

ACCESSORIES:

LONGER CORD LENGTHS:

Longer cord length of 15' available. Add an "L" to the end of the item number, i.e. 1JC-169707-SN-L.

LOW WATTAGE LABELING:

Incandescent fixture supplied with 16 watt relamp label. Add an "LW" to the end of the item number, i.e. 1JC-169707-SN-LW.

CORD SLEEVES:

If concealing the cord is desired on a Cord-hung Pendant, order our 0.25" dia. metal sleeves. Each sleeve is 18" long and may be field cut.

- T118-BK** Black
- T118-BR** Bronze
- T118-SN** Satin Nickel

STEMHOOKS:

Suspension hooks allow cord drops to be placed wherever desired. Suitable for sloped ceilings or for greater multilight spacing

- T103BK** Black
- T103BR** Bronze
- T103SN** Satin Nickel

HOW TO ORDER A MULTILIGHT FIXTURE

Order your canopy with the selected 120V multi light pendants (indicated by "B" or "J" prefix) for the complete fixture:

Example: 1x T33X-SN (3 Light Round Canopy)

1x J-MILO4GR-SN (Milo 4 Pendant in Green)

1x J-MILO4SM-SN (Milo 4 Pendant in Smoke)

1x J-MILO4PL-SN (Milo 4 Pendant in Purple)