



# JILLY

VANITIES WALL

location:  
**DAMP**

## SPECIFICATIONS:

### DESCRIPTION

1-3 light vanity luminaires featuring handcrafted glass shade(s).

### LAMPING

**Standard:** 60W Medium-based 120V, lamp not included. Dimmable with standard incandescent dimmer (not included).

**LED Filament:** 5W Replaceable LED Filament lamp, 120V, dimmable, 90+ CRI, 2200°K CCT, 450 lumens, 15,000 hours, lamp included.

### DIFFUSER

Shade shall be handcrafted glass of various decors. 6.5" Dia. x 6" H.

### CONSTRUCTION

Backplate and Bar are plated steel.

### METAL FINISH

Fixture shall be finished in Bronze or Satin Nickel.

### MOUNTING

Installs directly to a 4" octagonal outlet box. Wall-mount only.

### LABELS



UL or ETL Listed. Suitable for Damp Locations (interior use only).



VAPOR CLEAR

JILLYAM  
VAPOR AMBER

JILLYSM  
VAPOR SMOKE



**For ordering information, see next page**

All dimensions provided are nominal.  
Allowance must be made for dimensional tolerance in handcrafted glasses.

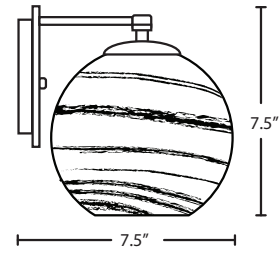
**REV 8/21**



**ORDERING:**

FIXTURE	GLASS OPTIONS	LAMP OPTIONS	METAL FINISH
1WC 1 Lt. Sconce 6.5" L	JILLYAM Vapor Amber	(blank) 60W T10 Incan	BR Bronze
2WC 2 Lt. Vanity 15" L	JILLYCL Vapor Clear	EDIL 5W LED Filament	SN Satin Nickel
3WC 3 Lt. Vanity 25.25" L	JILLYSM Vapor Smoke		

**Ex. 2WC-JILLYCL-SN**  
Vapor Vanity, Vapor Clear Shade,  
Satin Nickel Finish



1WC: 6.5" L



2WC: 16" L



3WC: 25" L



**Project Information:**